

**HOUSING SERVICES ACTIVITY UPDATE - STRATEGIC HOUSING
INVESTMENT PLAN (SHIP) – ANNUAL UPDATE**

1.0 EXECUTIVE SUMMARY

1.1 The main purpose of this report is to update Members of Housing Services activity within the Bute and Cowal area.

This report will detail the following housing activity:-

- Housing Need and Demand
- Homelessness
- Affordable Housing Supply - Strategic Housing Investment Programme (SHIP)
- Empty Homes
- Private Sector Housing Grant Adaptations
- Private Sector Housing Grant Repairs and Improvements
- Energy Efficiency - Home Energy Efficiency Programme: Area Based Scheme(HEEP:ABS)
- Local Housing Strategy

2.0 RECOMMENDATIONS

2.1 Members are asked to consider the content of the report.

**HOUSING SERVICES ACTIVITY UPDATE - STRATEGIC HOUSING
INVESTMENT PLAN (SHIP) – ANNUAL UPDATE**

3.0 INTRODUCTION

3.1 The main purpose of this report is to update Members of Housing Services activity and the delivery of the Local Housing Strategy within the Bute and Cowal area.

This report will detail the following housing activity:-

- Housing Need and Demand
- Homelessness
- Affordable Housing Supply - Strategic Housing Investment Programme (SHIP)
- Empty Homes
- Private Sector Housing Grant Adaptations
- Private Sector Housing Grant Repairs and Improvements
- Energy Efficiency - Home Energy Efficiency Programme: Area Based Scheme
- Local Housing Strategy

4.0 RECOMMENDATIONS

4.1 Members are asked to consider the content of this report.

5.0 DETAIL

5.1 Argyll and Bute Council retains the role of strategic housing authority and therefore has a series of important statutory housing functions to fulfil. A Housing Needs and Demand Assessment (HNDA) is carried out every 5 years which enables Scottish Government funding to be brought into Argyll and Bute primarily to deliver affordable housing. A comprehensive revision of the local HNDA was approved as “robust and credible” by the Scottish Government’s Centre for Housing Market Analysis in 2021. The previous LHS was also completed in 2021.

A fully revised LHS covering 2022-2027 has been developed in accordance with Scottish Government guidance and local priorities as identified in the new HNDA. This sets out the vision for Argyll and Bute: **“Everyone in Argyll & Bute has**

access to a suitable, high quality home which is affordable and located within a vibrant, sustainable and connected community.” This report will detail the housing activity taking place in Bute and Cowal and progress against the LHS Action Plan.

5.2 HOUSING NEED & DEMAND IN BUTE & COWAL

HOMEArgyll WAITING LIST July 2021 – Active Applicants (excluding those with 0 points/no defined need)					
	Minimum Bedroom Size Required				TOTAL
	0/1beds	2beds	3beds	4+beds	
Bute	64	30	17	8	119
Cowal	148	92	54	16	310
Bute & Cowal	212	122	71	24	429

In addition there were 72 applicants for Bute and 112 for Cowal who received nil points according to the Common Allocation Policy and therefore would be deemed to have no housing need.

For Bute & Cowal as a whole, the main requirement (49%) is for one bedroom properties, while 28% require 2 bedrooms; 17% require 3 bedrooms; and 6% need 4 or more.

However, to establish actual need, the available supply must be factored into this, based on the available lets within the RSL stock during a year.

	HOMEArgyll Applicants	RSL Lets 2020/21 (HOMEArgyll only)	Pressure Ratio
Bute	119	106	1:1
Cowal	310	126	2:1
Bute & Cowal	429	232	2:1

This suggests the area may be experiencing a modest but not excessive degree of pressure currently.

While the pressure ratios are only one factor in determining need and demand, they are useful indicators of areas where further research and analysis may be required.

The fully revised Argyll & Bute HNDA 2021 takes account of a wide range of factors to determine existing need and future demand for new build housing, and demographic projections have a critical role in this assessment. Although the default population projections suggest a significant and continuous decline across Argyll and Bute, and consequently minimal or zero requirement for new build housing, the council has developed ambitious Housing Supply Targets based on an alternative, positive growth scenario for all areas. In this instance, 16% of the Argyll & Bute Housing requirement would be apportioned to Cowal and 6% to Bute; and over the next 5 years this could amount to

around 340 new builds across all tenures for the Bute & Cowal area as a whole.

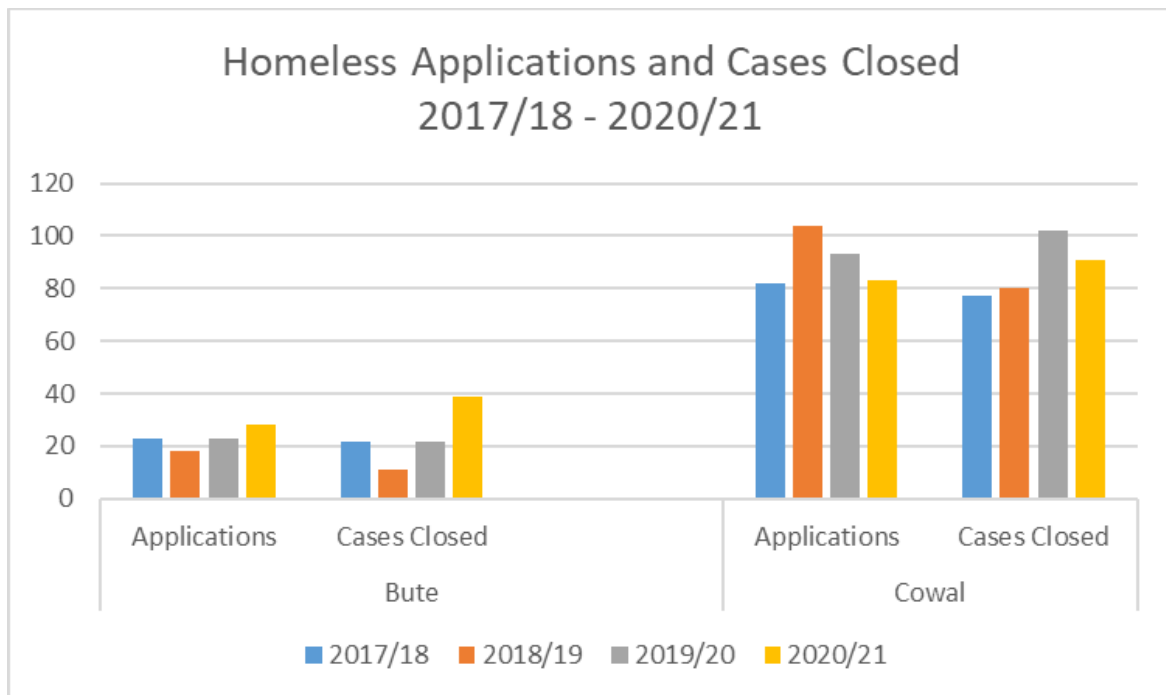
5.3 HOMELESSNESS

During 2020/21, there were 39 homeless cases closed on Bute; and 91 in Cowal.

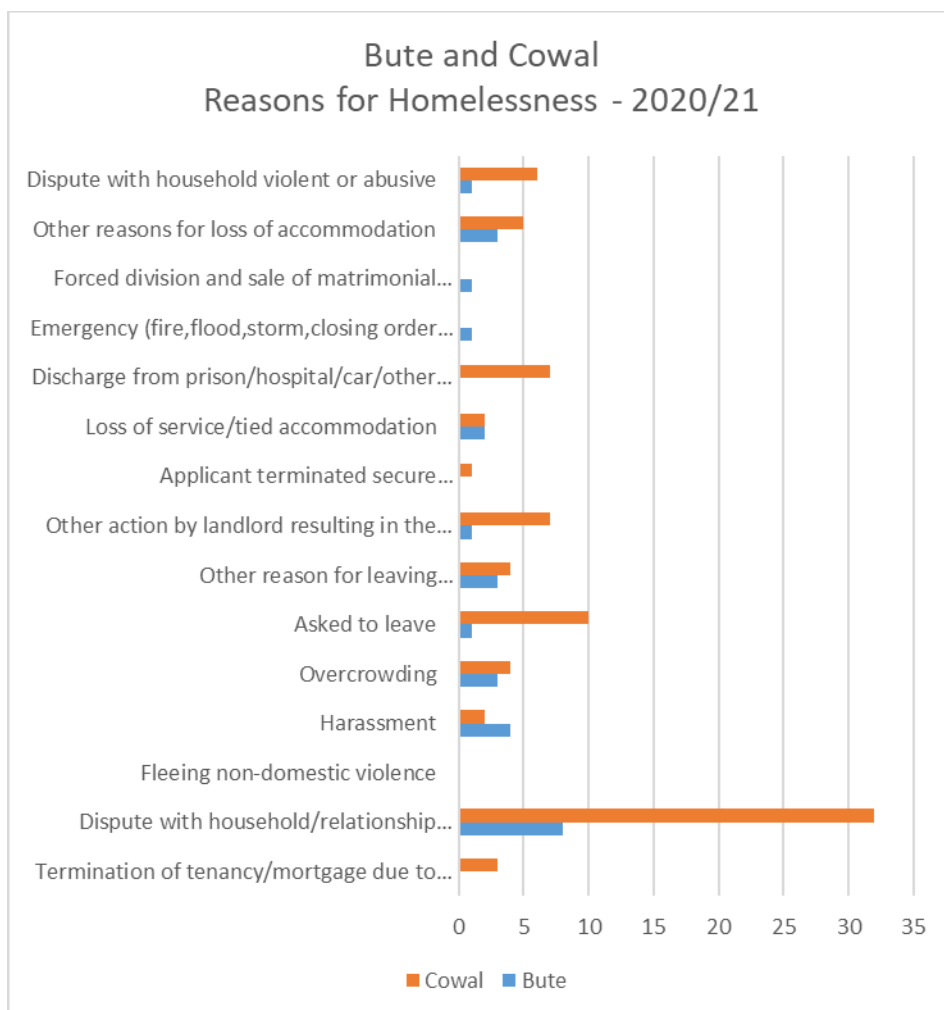
There has been an increase of 22% (23 up to 28) in homeless presentation in Bute during 2020/21.

There has been a further decrease of 10% (93 down to 84) in homeless presentations in Cowal during 2020/21.

The figures below illustrate the number of homeless applications and cases closed for the period from 2017/18 to 2020/21.



The main reasons for presenting as Homeless last year were “disputes with family/relationship breakdown”, “other action by landlord resulting in termination of tenancy”; and “being asked to leave”. Cowal saw a number of cases due to persons being “discharged from institutions” (such as prison, hospital or care for instance); a number of cases involving “violent or abusive disputes”; and also “termination of tenancy/mortgage due to arrears”.



Rough Sleeping

Bute and Cowal experienced a reduction in the incidence of rough sleeping over the same period last year, with 6 cases (-1) in total across the area reporting that they slept rough the night preceding their presentation and 20 (-2) reporting that they had slept rough in the 3 months preceding their homeless application. These were disaggregated as follows:-

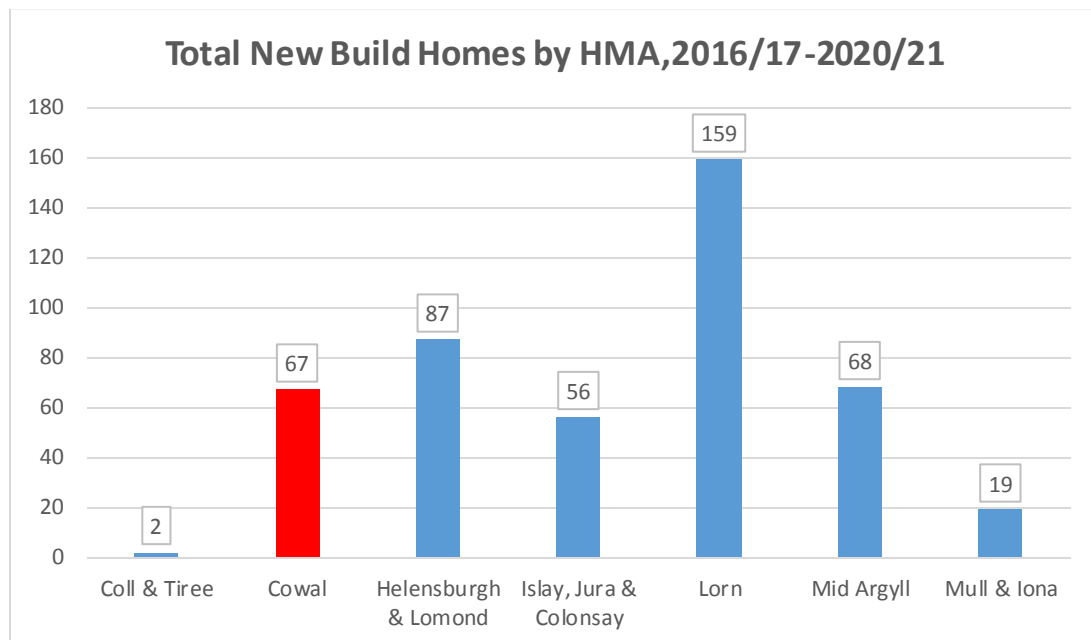
AREA	Number of Rough Sleepers in 2020/21	
	Night Before Application	3 Months Prior to Application
Bute	1	5
Cowal	5	15
B&C Total	6	20
Argyll & Bute	23	42

5.4 AFFORDABLE HOUSING SUPPLY

Despite a very challenging period for the construction sector under lockdown, and ongoing slippage in the new build programme due to disruption and shortages with materials and staffing, the Strategic Housing Investment Plan (SHIP) delivered 21 new affordable homes in Cowal in 2020/21. There were no SHIP developments on Bute in this period.

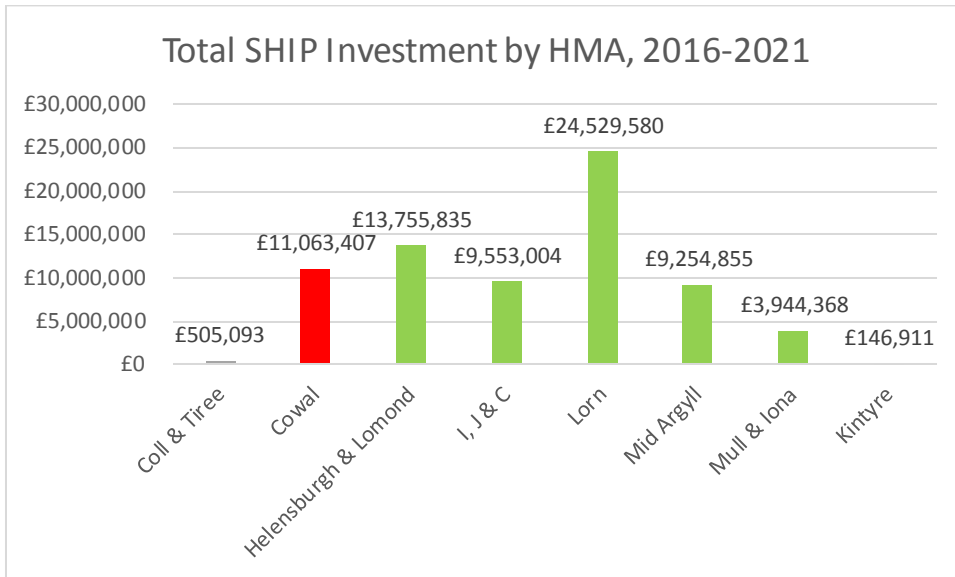
RSL	PROJECT	Units	Funding
ACHA	Dixon Avenue (refurb.)	1	£294, 508
FYNE Homes	Tighnabruich	20	£4,165,376

Cumulatively over the last 5 years of the 2016-2021 LHS, which is now completed, there were 67 new affordable homes built in Cowal via the SHIP; amounting to 15% of the five-year total for Argyll and Bute.



(NB. There was also 1 additional acquisition in Kintyre in 2019/20)

Over the last 5 years, SHIP investment has amounted to over £11m in Cowal; over 15% of the total five-year investment in Argyll and Bute.



In addition, further sites/projects in the Cowal area which are being progressed or in early stages of development and may be programmed in the SHIP in the future include:

ACHA	Eton Avenue, Dunoon – 4 units for particular needs, 2022
Fyne Homes	Tighnabruaich - scope for additional units subject to demand (10 units included in SHIP) Rothesay Academy site, Bute – potential for development (20 units in SHIP)

5.5 EMPTY HOMES

In 2020/21 there were 17 private empty homes brought back into use in Bute & Cowal, amounting to 59% of all empty homes brought back into use across Argyll and Bute last year with assistance of Empty Homes Officer.

Council Tax Information on Empty Homes

The following table breaks down the numbers of empty homes including those subject to premium Council Tax charge across the Bute & Cowal area. The table does not include properties which are empty and exempt from Council Tax. The numbers of recorded empty homes can vary from day to day due to natural changes and reported numbers are snapshot from January 2022 reports.

BUTE & COWAL Council tax data as at 01.01.22	Number of properties on Council Tax register	Empty Homes	Properties subject to 200% council tax levy	Total EMPTY
Isle Of Bute	4,382	99	87	186
Cowal	8,781	121	91	212
TOTAL	13,163	220	178	398

Council Tax Exemptions

There are also a number of empty properties which are on the Council Tax register which are exempt from paying council tax. In Bute & Cowal there are 437 properties which are empty and exempt from Council Tax. The most common categories for empty properties include:

- Class 22A = Occupied by SMI (**175**)
- Class 4A = Properties recently occupied but now empty and unfurnished (**215**)
- Class 7A = Dwellings Empty Under Statute – Closing or Demolition Order (**36**)
- Class 6A = Deceased owners – where estate has not been settled (**100**)
- Class 10A= Occupied by students (**30**)

Other empty categories include:

Class 8A= Held for demolition (16);
Class A5= Living/detained elsewhere (19);
Class 26A=Care leavers (12);
Class 14A= Agricultural dwelling (11)

Second Homes

As at 1st October 2020 there were 441 registered Second Homes on Bute and 561 registered Second Homes in Cowal. The figure for Bute and Cowal

(1,002) represents 35% of the total number of Second Homes in Argyll and Bute.

5.6 PRIVATE SECTOR HOUSING GRANT – ADAPTATIONS

In 2020/21, there were 16 private sector properties adapted with PSHG aid in Bute & Cowal, and a total of 18 individual adaptations installed.

PSHG ADAPTATION COMPLETIONS 2020 -2021						
HMA	Grant Value	Works Value	ADAPTATION INSTALLED			
			Ramp	Stairlift	Access	Bathroom Adaptation
Bute	£52,379.61	£64,407.56	0	2	3	4
Cowal	£46,575.60	£56,466.99	0	3	1	5
TOTALS	£91,762	£106,193	0	5	4	9

5.7 PRIVATE SECTOR HOUSING GRANT – REPAIRS AND IMPROVEMENTS

In 2020/21, there were a total of 6 PSHG repair and improvement grants completed in Bute & Cowal, (across Argyll and Bute, the total was 16). Total cost of the works was £50,736.20 of which PSHG covered £13,979.30. This was 32% of the total repair grant awarded for Argyll & Bute last year.

5.8 ENERGY EFFICIENCY (HOME ENERGY EFFICIENCY PROGRAMME SCOTLAND: AREA BASED SCHEME – HEEPS:ABS)

There were 252 energy efficiency measures installed across Argyll and Bute in 2020/21 via the HEEPS:ABS programme; and 28% of these measures (71) were installed in Bute and Cowal.

In total, 48 properties were improved across the Bute and Cowal area, at a total cost of £273,625. Grant aid in support of this work amounted to £261,842.

Current estimates of local Fuel Poverty are based on Home Analytics data (Scottish figures sourced from Scottish House Condition Survey):-

Area	Likelihood of Households in	
	Fuel Poverty	Extreme Fuel Poverty
Bute	25%	14%
Cowal	28%	15%
Argyll and Bute	27%	15%
Scotland (SHCS)	25%	12%

5.9 LOCAL HOUSING STRATEGY (LHS) 2022-2027

As the strategic housing authority for Argyll and Bute, the Council has a statutory duty to develop, implement and monitor a Local Housing Strategy over a five-year planning cycle, based on a robust and credible Housing Need and Demand Assessment (HNDA) for the area. Following completion of the previous Argyll and Bute LHS (2016-2021) last year, a comprehensive revision and update of the strategy has been approved by the council and is due to be formally launched in March 2022. The planning process was based on a robust process of consultation and stakeholder engagement, which has been acknowledged as an exemplar model for other local authorities by the Scottish Government, the CHMA, and the Scottish Housing Network LHS Forum.

The revised HNDA was approved as “robust and credible” by the Scottish Government’s CHMA in 2021, and this has informed the revised Housing Supply Targets set out in the new LHS. These targets are based on a positive demographic and economic growth scenario for Argyll & Bute and include ambitious and challenging Housing Supply Targets for the Mid Argyll, Kintyre, and Islay, Jura & Colonsay HMAs over the next 5 years and beyond. Progress with these targets and the new LHS Action Plan will be reported on an annual basis to this area committee.

6.0 CONCLUSION

- 6.1 This report provides the detail of the Council Housing Services team activity in the Bute and Cowal area and outlines progress with the Local Housing Strategy. There are a variety of housing issues within the area which are being tackled by Housing Services and partner agencies with the aim of delivering a functioning housing system which meets the needs of the communities we serve.

7.0 IMPLICATIONS

- 7.1 Policy - Complies with approved SHIP and Local Housing Strategy.
7.2 Financial - none arising from this report.
7.3 Legal - we have a statutory duty to deliver statutory housing functions.
7.4 HR – none.
7.5 Fairer Scotland Duty: positive in terms of delivering affordable housing.
7.5.1 Equalities - protected characteristics - none
7.5.2 Socio-economic Duty - positive in terms of delivering affordable housing.
7.5.3 Islands – positive in terms of delivering affordable housing on the islands.
7.6. Climate Change – the strategy and housing service deliver positive impacts for energy efficiency and climate change.
7.7 Risk – none.
7.8 Customer Service – none.

Kirsty Flanagan
Executive Director with the responsibility for Development and Economic Growth

Cllr Robin Currie
Policy Lead for the Economy and Rural Growth

January 2022

For further information contact:

Douglas Whyte
Team Lead – Housing Strategy

E-mail: douglas.whyte@argyll-bute.gov.uk
Tel: 01546 604 785

APPENDICES

Appendix 1 – Extract from LHS 2022 - 2027 (data as of 2021) Cowal

Appendix 2 – Extract from LHS 2022 - 2027 (data as of 2021) Bute

Appendix 1 - Extract from LHS 2022 -2027 (data as of 2020) Cowal

Cowal




Population	14,003
Households	7,362
Dwellings	8,722
Ineffective Stock (%)	11%
RSL Stock	1,476
Waiting List Applicants	400
RSL Lets (2019/20)	131
Pressure Ratio	3:1
Lower Quartile House Price	£65,375
Lower Quartile Income	£14,617
LQ Affordability Ratio	4.5

Cowal is projected to see a significant demographic decline if recent trends continue. It is the mainland housing market most influenced by house purchasers from out with Argyll and Bute – only 44% of sales in the area are to local residents. Average house prices have actually been lower than most other HMAs in Argyll and Bute in recent years, while household incomes are roughly average for the authority, making this one of the relatively affordable housing market areas within the authority. Since 2015 the total dwelling stock increased by over 5%, and currently Cowal accounts for 18% of the authority's housing. At the time of the last LHS, in 2015, almost 14% of the dwelling stock was deemed ineffective to meet local needs, i.e. second/holiday homes and long-term vacant properties. This has improved to 11% of the total, albeit this remains a substantial proportion of the housing stock. Over the last five years RSL homes have increased by around 3%, bringing the total social rented stock in 2020 to 1,476 which is 17% of the Argyll and Bute sector total. There are approximately 3 waiting list applicants for every available let, and 20% of all homeless cases are located here; therefore it is evident that despite some development activity and historic population decline, a degree of unmet need remains. Parts of rural Cowal also fall within the planning remit of the Loch Lomond & Trossachs National Park, and issues regarding high levels of second/holiday homes, and affordability for permanent residents are often exacerbated in these areas.

Key issues for Cowal HMA:

Although the rate of population decline would suggest that a surplus supply might be generated from within existing housing stock and therefore the need for new build would be minimal; nevertheless there are ongoing levels of unmet need in terms of long waiting lists and relatively high homelessness, and a judicious, strategically planned programme of new build could in fact help to support economic growth and reverse the population decline as well as addressing specific unmet needs, such as demand for specialist accommodation.

Appendix 2 - Extract from LHS 2022 -2027 (data as of 2021) Bute

	Bute	
	Population	5,981
	Households	3,372
	Dwellings	4,247
	Ineffective Stock (%)	19%
	RSL Stock	1,054
	Waiting List Applicants	148
	RSL Lets (2019/20)	172
	Pressure Ratio	0
	Lower Quartile House Price	£45,000
	Lower Quartile Income	£11,093
LQ Affordability Ratio	4.0	

Bute HMA is one of the least self-contained housing markets in Argyll and Bute, with only 38% of house sales being to local residents. Almost 35% of purchasers originate elsewhere in Scotland. Despite the lowest average household income in Argyll & Bute, historically it has been by some way the most affordable area in the authority with a local price to income ratio of 4.0. Over the course of the last LHS, the number of dwellings increased very marginally (0.4%), although total RSL stock has declined (due to a demolition/reconfiguration programme), while the number of households decreased by around 1%. Over 19% of the general housing stock is unavailable to meet local need i.e. second/holiday homes or long-term vacant. While evidence remains of potential over-supply in the RSL sector - with relatively high annual turnover, areas of low demand, and the main landlords sustaining a number of voids– nevertheless there are indications of increased market activity and growing pressures.

Key issues for Bute HMA:

The main focus for Bute remains maintaining, repairing, improving and managing the existing stock, across all tenures. However, emerging perceptions on the island suggest that need for additional, affordable housing may be growing as greater pressures are becoming evident with increased market activity and more properties potentially being lost from the effective, permanent housing stock. Tackling fuel poverty, improving energy efficiency and targeting Housing Options advice and assistance remain priorities; as does supporting those with particular needs to remain independent in their home or within the community as far as possible.